



PT KWIC
S. & R. Cornelissen

Collection consisting of steel and aluminum ceiling/wall lamps, suspended and floor lamps with opaline blown glass diffuser. Available in two colours and two sizes. Built-in dimmable LED light source..

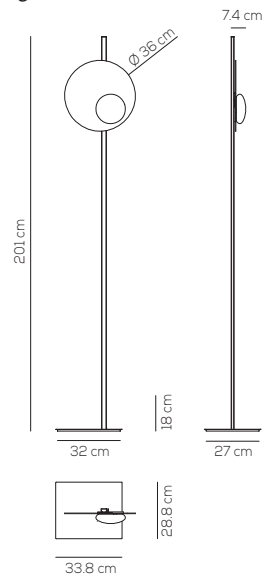
Typology: FLOOR LAMP

Ratings

- Built in **LED** module
- CCT 3000 K
- diffused beam
- Surface installation over holes
- Supply voltage ~110-240V
- Switch mode: on-off
- Aluminum-Steel body

PT KWIC 36


kg 10,1 m³ 0,126



Product code composition

KWIC / DIMMER INCLUDED

Type	Article	Colours	Finishings	Source
PT	KWIC 36	<p>NE intense black</p> <p>BR transparent bronze</p> <p>BC white upon request</p>	XX	<p>LED 18W - diffused beam</p> <p>3000K*, 2700K,</p> <p>3500K upon request</p>


CE IP20 CRI>90  110-240V_{AC} **LED** ~2255 lm* ~125 lm/W*

example composition code **PT KWIC 36 XX XX LED**

Available colors



NE
Intense black



BR
Transparent bronze

Considering the craftsmanlike manufacturing of the product and the special finishing process, always by hand, you may find different appearances and shades between one product and another and they are to consider as absolute distinction of the item.

PTKWIC36 __ XXLED

CUSTOMER _____

NOTES _____

NOTICE: Luminous flux (lm) and efficacy (lm/W) for all built in LED luminaires is based on nominal ratings of the LED sources. Technical data could be subject to alteration without notice. Axo Light does not provide legal guarantee for the accuracy of this data sheet.